














## Prévisions à court terme

### Moyennes de la station

	 °C	 %	 hPa	 km/h	 mm/h	 °C
23 Nov.	13.3 / 4.0	74.3	1019.9	4.7	0.6	11.5 / 1.6
24 Nov.	13.9 / 6.5	77.8	1017.5	5.5	4.3	12.3 / 4.3
25 Nov.	11.7 / 7.4	75.0	1014.8	7.2	12.8	8.8 / 4.4
26 Nov.	12.8 / 4.6	68.7	1017.0	4.3	0.0	10.5 / 2.3
27 Nov.	12.0 / 2.8	80.5	1012.5	2.7	0.2	10.0 / 0.7
28 Nov.	11.6 / 5.0	77.0	1009.1	5.2	8.6	8.9 / 2.5
29 Nov.	12.0 / 2.1	67.9	1012.9	4.8	0.0	8.7 / -0.9
30 Nov.	12.4 / 1.5	77.6	1015.2	2.9	0.1	10.3 / -0.8
1 Déc.	9.9 / 3.6	85.6	1011.2	2.8	0.8	7.8 / 1.9

## Extrêmes de la station

	 °C	 %	 hPa	 km/h	 km/h	 mm/h	 °C
23 Nov.	<b>16.9</b> 2023	<b>96.0</b> 2022	<b>1030.4</b> 2020	<b>20.9</b> 2021, 2023	<b>35.4</b> 2022	<b>1.8</b> 2022	<b>15.7</b> 2022
	<b>-2.9</b> 2024	<b>33.3</b> 2023	<b>1004.6</b> 2022	-	-	-	<b>-5.5</b> 2024
24 Nov.	<b>17.9</b> 2022	<b>96.0</b> 2024	<b>1028.1</b> 2024	<b>20.0</b> 2023	<b>33.8</b> 2023	<b>20.0</b> 2021	<b>17.3</b> 2022
	<b>-0.4</b> 2020	<b>50.0</b> 2022, 2023	<b>1010.0</b> 2021	-	-	-	<b>-2.9</b> 2020
25 Nov.	<b>16.7</b> 2022	<b>96.0</b> 2021	<b>1026.2</b> 2022	<b>26.3</b> 2023	<b>43.4</b> 2023	<b>34.2</b> 2021	<b>17.1</b> 2022
	<b>4.4</b> 2023	<b>41.0</b> 2023	<b>1006.2</b> 2021	-	-	-	<b>0.4</b> 2023
26 Nov.	<b>16.4</b> 2022	<b>95.0</b> 2021	<b>1028.8</b> 2022	<b>22.2</b> 2022	<b>33.8</b> 2022	<b>0.0</b> > 3 cas	<b>14.6</b> 2020
	<b>-1.4</b> 2023	<b>36.3</b> 2023	<b>1001.1</b> 2021	-	-	-	<b>-4.0</b> 2023
27 Nov.	<b>13.7</b> 2022	<b>94.2</b> 2021	<b>1029.0</b> 2022	<b>19.3</b> 2021	<b>29.0</b> 2021	<b>0.8</b> 2022	<b>13.3</b> 2022
	<b>-1.8</b> 2023	<b>54.8</b> 2021	<b>996.5</b> 2021	-	-	-	<b>-4.3</b> 2023
28 Nov.	<b>15.9</b> 2020	<b>96.2</b> 2022	<b>1020.3</b> 2022	<b>23.5</b> 2021	<b>46.7</b> 2021	<b>24.4</b> 2022	<b>14.2</b> 2020
	<b>2.0</b> 2023	<b>35.8</b> 2023	<b>1000.0</b> 2021	-	-	-	<b>-0.7</b> 2021, 2023
29 Nov.	<b>16.4</b> 2020	<b>98.0</b> 2022	<b>1022.4</b> 2021	<b>22.2</b> 2021	<b>40.2</b> 2021	<b>0.0</b> > 3 cas	<b>15.3</b> 2020
	<b>-2.7</b> 2023	<b>38.3</b> 2023	<b>1004.2</b> 2021	-	-	-	<b>-5.3</b> 2023
30 Nov.	<b>15.1</b> 2021	<b>96.0</b> 2023	<b>1026.9</b> 2021	<b>16.1</b> 2022	<b>29.0</b> 2022	<b>0.4</b> 2023	<b>12.4</b> 2021
	<b>-2.4</b> 2021	<b>30.3</b> 2021	<b>998.7</b> 2023	-	-	-	<b>-5.3</b> 2021
1 Déc.	<b>11.9</b> 2022	<b>97.0</b> 2023	<b>1024.1</b> 2020	<b>16.1</b> 2020, 2023	<b>30.6</b> 2020, 2023	<b>2.2</b> 2023	<b>11.0</b> 2023
	<b>-3.3</b> 2021	<b>58.0</b> 2020	<b>995.9</b> 2023	-	-	-	<b>-6.4</b> 2021

# Almanach

